

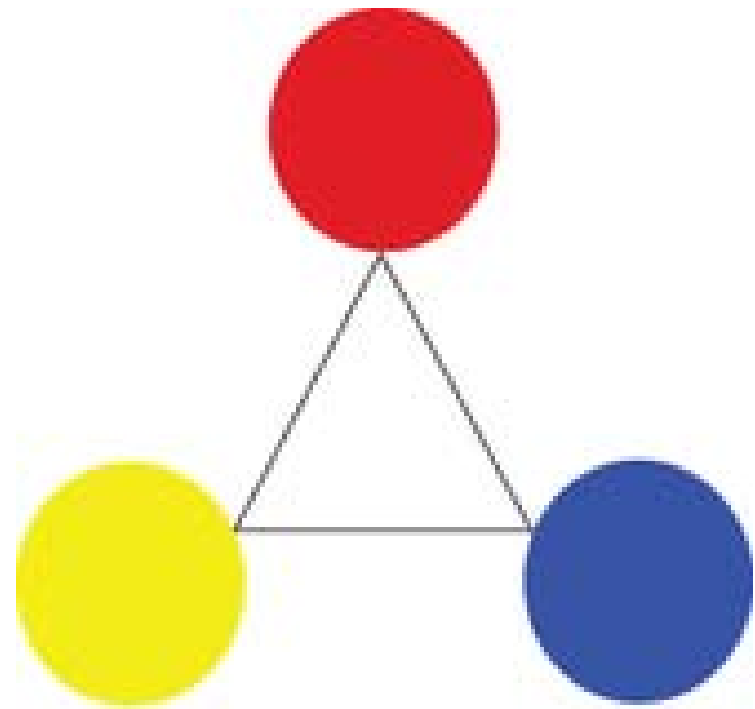


COLOR & TEXTURE

A review lesson for Art II

NAME THE PRIMARY COLORS

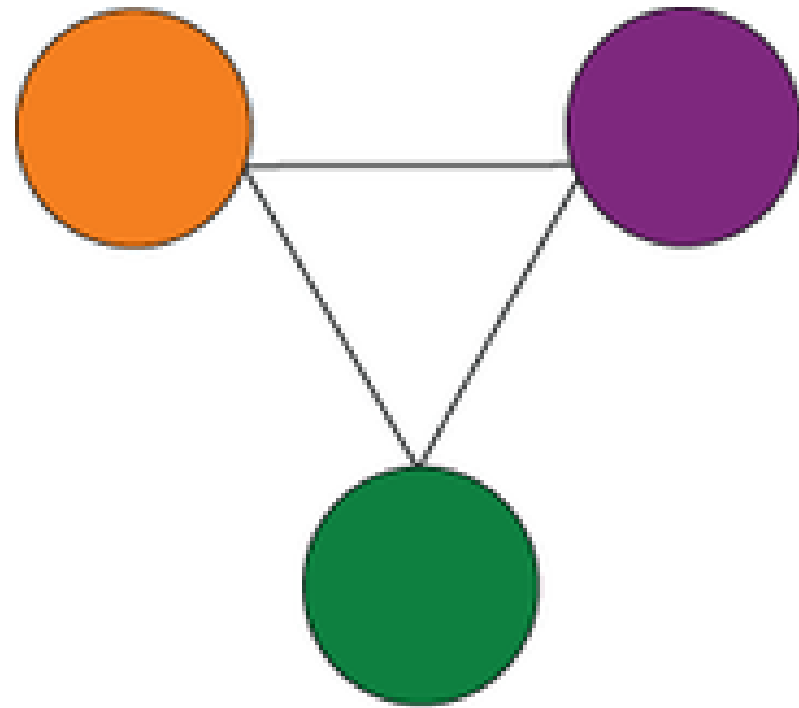
- Primary = FIRST
 - Think: your in case of emergency
"primary contact number"



Primary Colors

NAME THE SECONDARY COLORS

- How are the secondary color made?



Secondary Colors

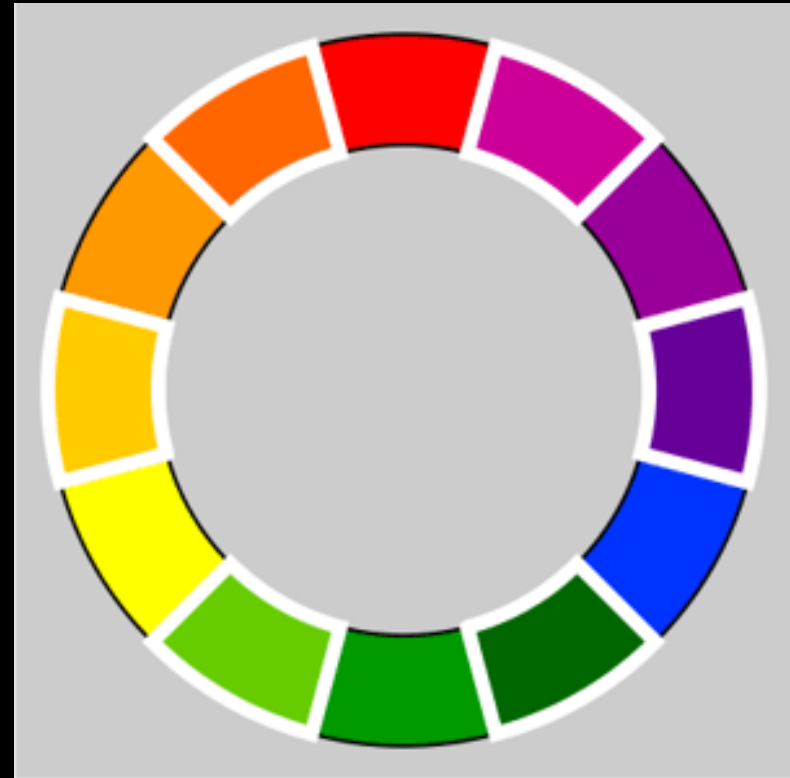
NAME THE COMPLIMENTARY COLORS

- Complimentary colors =
_____ on the color
wheel



NAME THE TERTIARY COLORS

- How are these made?





THINK...



- Take FIVE MINUTES of SILENCE and write down each color and something that you associate with that color:
 - Red –
 - Red-Orange –
 - Orange –
 - Yellow-Orange –
 - Yellow –
 - Yellow-Green –
 - Green –
 - Blue-Green –
 - Blue –
 - Blue-Violet –
 - Violet –
 - Red-Violet -



WHAT DID YOU COME UP WITH?

- Red –
- Red-Orange –
- Orange –
- Yellow-Orange –
- Yellow –
- Yellow-Green –
- Green –
- Blue-Green –
- Blue –
- Blue-Violet –
- Violet -

RED




RED-ORANGE



ORANGE




YELLOW-ORANGE






YELLOW





YELLOW-GREEN





GREEN





BLUE-GREEN






BLUE



BLUE-VIOLET



VIOLET





RED-VIOLET





WHAT IS TEXTURE?

- Texture is the way that something *feels* or it *looks like it would feel* (if it's a drawing/painting)
- Texture can be actual or implied
- Name 10 textures that you know of...

YOUR GOAL

- Create a color wheel
 - We will measure this together!
- Next, it's up to you!
- You will be searching through the magazines in the room to create a collage color wheel that displays all 12 colors on the color wheel
- This means YOU find the items!
- Look for things with interesting textures
- You will have **5 classes** to gather materials and create your color wheel

