

NON-TRADITIONAL SELF-PORTRAIT

Mrs. Senick

Art II

I promise, you're going to love this!

WHAT IS A SELF-PORTRAIT?

- Simply put, a self-portrait is a portrait of yourself!
- It can be through your camera, a drawing, a painting, or collage
- The only rule is the person who is IN the artwork has to have created the art.
 - So the photos your friend takes of you in the hallway aren't self-portraits

PORTRAIT VS. SELF-PORTRAIT

- A portrait is a drawing or image of a person
 - Any person
 - This is that photo your friend took of you
- A self-portrait is a drawing or image of a person, made BY the person
 - SELFIE!




Portrait of Mona Lisa by Leonardo Da Vinci



Selfie! (See the arm holding the camera?)

PORTRAITURE

- Portraiture has been around since the cave paintings.
 - While not representative of any one person in particular, the cave paintings told a story.
 - Usually of men hunting for food.
 - Think about the cave paintings found by Manny in Ice Age. The cave painting came to life and told a story about the men hunting his family for food and clothing
- What other famous portraits do you know?



DEVELOPMENT

- Over the years following, as art took off, so did portrait painting
- Artists like Leonardo Da Vinci studied the human body and anatomy in order to understand the exact proportions of how to create the perfect portrait.
 - They also did this to understand sculpture
- Artists were commissioned to paint portraits for royal families
 - Commissions = PAID
- On the next slide, look at the development of the portraits provided and compare what you see in each painting as the years progress
 - More than “there’s a person”
 - What do you notice about how the person is portrayed? Colors, backgrounds, proportions, etc.

PORTRAITURE IN ART




1. Leonardo Da Vinci
1490-1491

2. Bronzino 1530



3. Thomas Gainsborough
1770

4. Alexander Molinari
1800




5. Dorothea
Lange 1936

PORTRAITURE IN ART

- Most portraits were paintings until the development of the camera in the late 1800s.
- With this new technology, artists were able to capture people, emotions, and images at a more rapid rate than ever before.
- Now, we have portrait taking abilities at our fingertips at any given moment throughout the day with the use of our cell phones.
 - How often do you use your camera on your phone?


SELF-PORTRAITS IN ART

- Self-portraits in art were just as important of a role as portraits themselves
 - How can you ever get good at portraits without practicing?
- Artists learned the do's and don'ts for creating portraits.
 - Many artists stuck so strictly to these rules that it was preposterous to even consider thinking “outside of the box” on creating portraits.
- Pablo Picasso challenged all of these rules
 - Many artists hated his work
 - Others welcomed it with open arms
 - Why do you think that is? (see image)




SELF-PORTRAITS

- A self-portrait is an image of yourself
- It can be realistic or abstract
- It can have many meanings but should tell you about the person in the image
 - What does this self-portrait tell you about the artist?
 - Frida Kahlo, Self Portrait with Thorn Necklace and Hummingbird, 1940



SYMBOLISM IN ART

- Did you find the same things?
- Frida Khalo's "Self-Portrait with Thorn Necklace and Hummingbird" tells a story about herself and her relationship with her husband
 - The thorn necklace is being pulled by the monkey on her shoulder
 - Her husband who is hurting her
 - The hummingbird is meant to represent life, but here it is black and lifeless
 - Death of a marriage
 - Black cat
 - Bad luck
 - Butterflies
 - Freedom, a sense of renewed purpose (maybe they are getting divorced and she feels relieved)



SELF-PORTRAITS IN ART

- Compare the early self portraits to the later self-portraits on the next slide
- What do you notice about the development of self-portraits?
 - What is the same?
 - What has changed?
 - Has the idea of self-portraits completely been thrown out the window?
 - How can an artist create a self-portrait without even having themselves in the image?!

SELF-PORTRAITS


- 1. Da Vinci “Self-Portrait” 1512-1515
- 2. Albrecht Durer “Self-Portrait” 1500
- 3. Van Gogh “Self-Portrait” 1889
- 4. Chuck Close “Self-Portrait” 1997
- 5. Andy Warhol “Self-Portrait” 1986




1




2



3




4



5

SELF-PORTRAITS

- As you can see, over time and with the help of technology, artists have created a new way to perceive portrait and self-portrait art.
- Many artists are using some form of technology to create their artwork, be it sketches, grids, computerized or thermal images, etc.
- Some artists have completely left out any images of themselves
 - They've begun using symbols of things they feel represent them
 - Some artists even simplify themselves into colors



THE ASSIGNMENT

- Think about what kind of person you are
 - Or what kind of person you want to be
- Develop four sketches for your own self-portrait
 - Try to mix it up with your sketches
 - One traditional, one non-traditional, one with symbolism, one abstract, etc
 - Label each sketch with what mediums you will be using to complete the artwork
 - You can mix media
 - Media = material (pencil, colored pencil, watercolor paint, pen, oil pastel, etc)

Your guided notes will get turned in today to the same place as you warm up.

Put the PowerPoints on the large black table in front of the projector screen, **NEATLY!**

Your 4 sketches will be started, finished, colored, and labeled next class and turned in with your notes/warm ups